

What's Included

we m l e s o n u e s m l e s o n u e s m l e s o n

PowerPoint Presentation- There is a PowerPoint presentation for the lesson. It includes important information relating to the lesson. You can have students take notes from it or use it as the basis for a class discussion.

Slotted Notes- Students can use these to focus on the important information from the PowerPoint presentation.

Reading passage- There is a passage included for the lesson. You can create either one class set, or copy enough for each student to have one.

Activities- There are 4 activities (key terms, dates and events, geographical connections, and a literacy connection) for the lesson. Each activity (except the literacy connection) has 2 levels. The first level is recalling the facts. The second level is applying the information. You can make 2-sided copies of activities to save paper.

Quiz- The lesson has a quiz that reviews the information learned from the passage and activities.

Answer Keys- There is an answer key for each activity page and the quiz.

*****The PowerPoint presentation is in a separate file included in your download.*****

Audio- an mp3 file is included for the reading passage & quiz; this is included as a separate file in your download.

Each Complete Lesson Includes:


PowerPoint presentation to facilitate discussion- 15 slides




Slavery & Economy

Southern Economy

- Driven by agriculture
- Relied on slavery for labor in the fields
- Eli Whitney cotton gin- 1793
- Cotton became huge cash crop

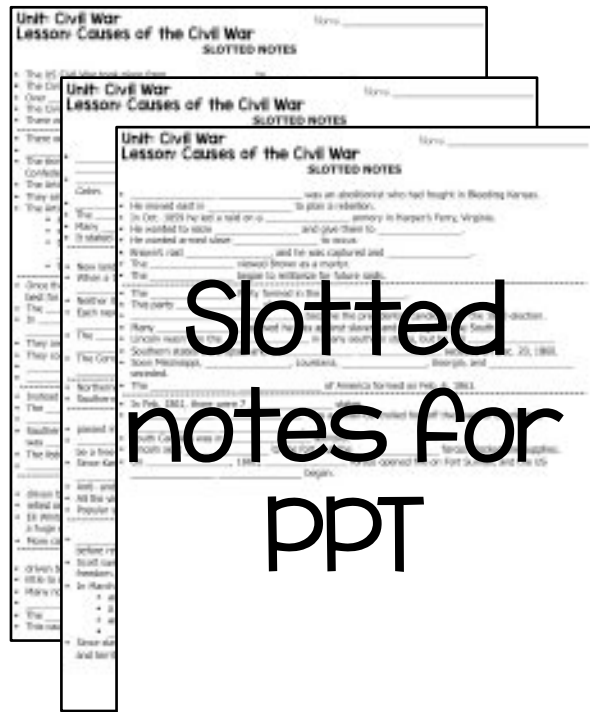


Cotton fields



Example slide

Slotted notes for ppt



Each Complete Lesson Includes:

4 activities- 2 per page

- key terms
- dates & events
- geographical connections
- literacy connection

Three of the activities have a basic knowledge level and an application level.

Unit: Civil War
Lesson: Causes of the Civil War

3-KEY TERMS 4-8
Match the term to its definition.

Match the term to its definition:
1. Individual states that were established by the United States across North America that chosen to be in the Pacific Ocean.
2. A state that has a political agreement with a nation and became an ally.
3. A political agreement between two or more nations.

DATE
Label the dates of the following events with the correct date.

1. The US Supreme Court ruled that an enslaved man could not be freed.
2. The western economy was based on...

Unit: Civil War
Lesson: Causes of the Civil War

3-GEOGRAPHIC CONNECTIONS 4-8
Label the map to show the Confederate States of America, the Union states, and the Union states that allowed slavery. Include a map key.

South Carolina, Mississippi, Florida, Alabama, Georgia, Texas, Louisiana, Tennessee, Virginia, Arkansas, North Carolina (NC)

Union states

Some states that allowed slavery: Maryland, Delaware, Kentucky, Missouri

Draw a diagram that shows how European countries were connected through alliances.

Some states that allowed slavery. Why did the Union allow slavery in these border states?

LITERACY CONNECTION 4-8
Answer the prompt using complete sentences in paragraph form.

How did northern abolitionists contribute to the outbreak of the Civil War?

PLUS
ANSWER
KEYS

Unit: Civil War
Lesson: Causes of the Civil War

QUIZ
Use the word bank to fill in the blank with the correct key term.

1. When southern states left the federal government was called their _____.

2. The _____ of the North and South differed. The North was driven by _____ while the South relied on _____.

3. After _____ continued, the federal government attempted to keep the number of free states and slave states balanced.

4. Delegates from the southern states argued _____ which would allow them to rule federal acts unconstitutional and allow them to continue to act independently.

5. When the _____ were forced into flight, it was _____ that the hope was that _____ would be a free state or free states.

6. _____ began to _____.

7. _____ began to _____.

8. _____ began to _____.

9. _____ began to _____.

10. _____ began to _____.

11. _____ began to _____.

quiz to
assess
learning
PLUS mp3
audio file

Unit: Civil War
Lesson: Causes of the Civil War

Informational Reading
Read the passage and answer the questions.

1. _____

2. _____

3. _____

4. _____

5. _____

6. _____

7. _____

8. _____

9. _____

10. _____

11. _____

12. _____

informational
reading
passage
PLUS mp3
audio file

Each Complete Lesson Includes:

GOOGLE VERSION

Need to save on paper? No problem!

EVERY component of the lesson is ready-to-go on Google Docs & Slides, so you can easily assign to your students!



Want a self-grading quiz? You got it!

Explicit directions included on how to assign and tweak (if desired) the quiz in Google Forms!



Credits



KG Fonts

www.teacherspayteachers.com/Store/Kimberly-Geswein-Fonts

Library of Congress

Articles of Confederation and Perpetual Union between the states of New Hampshire. [Williamsburg: Printed by J. Dixon & W. Hunter, 1778] Image. Retrieved from the Library of Congress, <https://www.loc.gov/item/2005696018/>. (Accessed December 30, 2016.)

Wiki Commons



THANK YOU

For your purchase

I appreciate your patronage at my TpT shop! If you have any questions, concerns, or product requests, please email me at hleblanc@brainyapples.com.

STAY CONNECTED!



WHAT AM I ALLOWED TO DO WITH THIS PRODUCT?

Heather LeBlanc, LLC Terms of Use (TOU): By purchasing this product, the purchaser receives an individual license to reproduce the product for **individual single classroom use only**. This license is not intended for use by organizations or multiple users including, but not limited to, multiple teachers, grade levels, schools, or districts. This resource is not to be shared with colleagues, used by an entire grade level, school, or district without purchasing the proper number of licenses. Please contact me if you wish to purchase a large number of licenses: hleblanc@brainyapples.com

No part of this publication may be reproduced, distributed, or transmitted without the written permission of the author. This includes posting this product on the internet, in any form, including classroom, personal websites, or network drives.

Violations are subject to penalties of the Digital Millennium Copyright Act.

THANK YOU FOR RESPECTING MY WORK.

YOU MAY

- * Use this item for personal use.
- * Print and use this product for usage in your own classroom and/or with your own students.
- * Review, pin, and/or share your experience with this product online provided you include a link back to my shop or the product in my shop.
- * Purchase additional licenses or share my shop link with others if they wish to acquire and use this product.
- * Post this resource online for your classroom IF it is on a password protected site.

YOU MAY NOT

- * Make copies for, email, or share this product with others.
- * Post this item or any portion of this item online including a personal, classroom, school, or district website.
- * Share it, sell it, or claim it as your own.
- * Use any part of this product to create your own products or resources for sharing or selling.